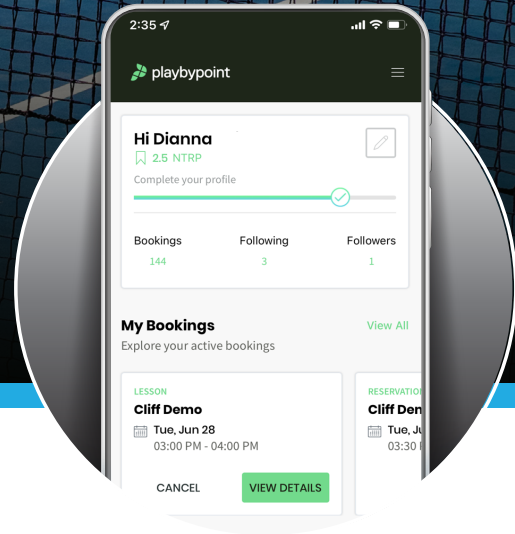


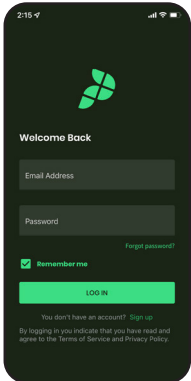
# HOW TO BOOK WITH playbypoint



1

## EXISTING PLAYERS

Username: \*Email Address  
Temp Password: Tennis




\*Use the email address  
used at registration

2

## NEW PLAYERS

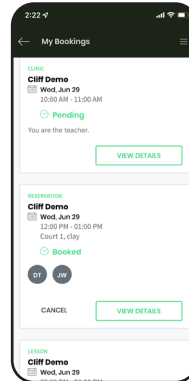
Search for playbypoint in the App Store.  
Click "Sign Up". Search for your club.



3

## VIEW YOUR SCHEDULE

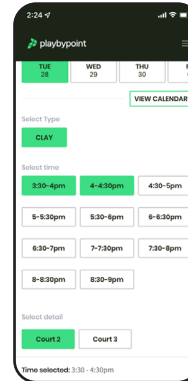
Confirm upcoming lessons,  
clinics and court bookings.



4

## BOOK A COURT

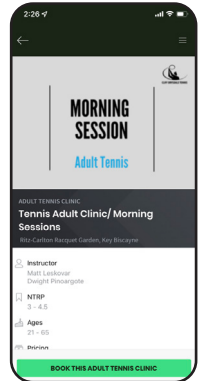
Click confirm.



5

## BOOK A CLINIC

Click confirm.



Please note that club specific rules regarding advanced booking, guest policies and more may apply when booking courts and clinics. All players on the court must be registered into the reservation, if you are having issues adding a guest or finding a player, please contact the front desk. Private lessons must be arranged directly with our staff, you cannot book a lesson on PlaybyPoint. However, once reserved, you will see the lesson in your schedule on the app or website.

For any issues, questions or concerns, please contact Director of Tennis, Galina Bykova at [g.bykova@cliffdrysdale.com](mailto:g.bykova@cliffdrysdale.com) or 805-571-3141.



Scan the QR Code to download the **playbypoint app** on your Apple or Android phone.

